

A.W. DREYFOOS SCHOOL OF THE ARTS

2023-2024 AUDITION GUIDELINES

FOR THE 2024-2025 SCHOOL YEAR



COMMUNICATIONS



DANCE



DIGITAL MEDIA



MUSIC-BAND



MUSIC-PIANO



MUSIC-STRINGS



MUSIC-VOCAL



THEATRE-ACTING



THEATRE-MUSICAL



THEATRE-TECHNICAL



VISUAL ARTS



Español - Requisitos de Admisión para el Año Escolar 2024-2025

Kreyòl- Kondisyon Admisyon pou Ane Lekòl 2024-2025- coming soon

Português - Requisitos de Admissão para o Ano Letivo de 2024-2025- coming soon

Table of Contents

	<u>P G .</u>
ADMISSIONS REQUIREMENTS	3
APPLICATION PROCESS	4
COMMUNICATION GUIDELINES	5
DANCE GUIDELINES	8
DIGITAL MEDIA GUIDELINES	9
MUSIC BAND GUIDELINES	15
MUSIC PIANO GUIDELINES	19
MUSIC STRINGS GUIDELINES	20
MUSIC VOCAL GUIDELINES	22
ACTING THEATRE GUIDELINES	23
MUSICAL THEATRE GUIDELINES	24
TECHNICAL THEATRE GUIDELINES	25
VISUAL GUIDELINES	26
AFTER CHOICE ASSIGNMENT	30

For information regards these guidelines in video format, please visit

Dreyfoos School of the Arts - YouTube

AWIDSOA

ADMISSIONS REQUIREMENTS FOR THE SCHOOL YEAR 2024-2025

- You must be a full-time resident of Palm Beach County at the time of application.
- You must participate in an audition process and earn a qualifying score. This process varies from program to program.

QUALIFYING SCORES

A STUDENT WILL BE SCORED BY THREE ADJUDICATORS. THE CONSENSUS RATING FROM THOSE THREE ADJUDICATORS WILL PROVIDE A SCORE FROM 1 TO 5 ON EACH ELEMENT. THE CONSENSUS SCORE OF EACH ELEMENT WILL BE AVERAGED TO PRODUCE THE FINAL, QUALIFYING SCORE.

9th Grade	4.25 or higher
10th Grade	4.50 or higher
11th Grade	4.75 or higher
12th Grade	4.90 or higher

Scores may need to be adjusted by art area depending on the number of available seats and score distribution of art area applicants. If such an adjustment occurs, qualifying scores will not increase.

- Accommodations are given to students with special needs documented in an active IEP or 504 plan. Students who have limited proficiency in the English language are encouraged to audition in their native language. Students identified as LY will be provided language facilitators for their auditions.
 - A parent/guardian must notify the Dreyfoos School of the Arts Magnet Office immediately following the submission of the application if the child has a special need that requires accommodations for their audition.
 - A copy of the child's current IEP or 504 Plan (public school students) or medical evaluation (private school students) must be provided to the school immediately following the submission of the application in order to ensure audition accommodations.
- Applicants who qualify in the audition process must also have a 2.0-grade point average.
- Students who do not meet the above grade point criteria will not be accepted regardless of a qualifying audition score. Private school students will be required to submit an updated transcript at the time of audition.
- The names of all qualifying students will be submitted to the Department of Choice and Career Options for a random lottery selection process.
- If there are more qualified students than available spaces in a program, The School District of Palm Beach County will make the final selection through a random computer lottery system. Students not initially selected will be placed in a wait pool for all choice programs where they were deemed eligible.
- Any applicant applying to a program requiring an Audition must adhere to current district guidance related to health protocols during the audition process. Additional information will be provided by the individual school.

Non-Discrimination Statement

The School Board of Palm Beach County, Florida, prohibits discrimination in admission to or access to, or employment in its programs and activities, on the basis of race, color, national origin, sex or sexual orientation, marital status, age, religion, disability, genetic information, gender identity or expression, or any other characteristic prohibited by law. The School Board also provides equal access to the Boy Scouts and other designated youth groups.

Step 1

APPLY

File a Choice Application with The School District of Palm Beach County Department of Choice and Career Options by the District deadline:

DECEMBER 8, 2023

Applications are available online at www.mypbchoiceapp.com. Online application submission sends immediate confirmation of receipt by email. Please retain all login information for future use in the Application Management system. If a computer is unavailable at home, please visit the local library or the child's school. Refer to the Choice Programs Booklet for further details. If the student has an IEP or a 504 Plan and you select yes to requesting accommodations, please upload your plan through the Choice Application. If you are having issues uploading, please email it directly to jasmine.james@palmbeachschools.org immediately following the submission of the application, and no later than January 8, 2024.

Step 2

ASSIGNMENT

Approved applicants will be notified via e-mail of the audition procedures and/or time/date of their audition. Only students who have a verified application on file with the Department of Choice and Career Options will be assigned an audition. If an audition notification is not received by December 17, 2023, please contact the Dreyfoos Magnet Office at 561-802-6005.

Applicants must audition on the date they are assigned. Student's audition dates can only be re-scheduled in the case of a documented family emergency or if the assigned date conflicts with a day of religious observance. Dreyfoos defines a family emergency as the death of an immediate family member of the student.

If a student becomes ill on the date of their scheduled audition, they must provide the school proof of illness on that date from a doctor within (before or after) three (3) business days of the date of the student's scheduled audition. Once Dreyfoos has verified the proof of illness, the student will be re-scheduled only if there are more audition dates available. Students who have not auditioned before the scheduled lottery will not be eligible for the initial lottery selection process.

Step 3

PREPARE

Review the audition guidelines located online at www.awdsoa.org

Step 4

AUDITION

Students should be prepared to block out their audition night in order to complete their audition in accordance with our audition guidelines. Parent or guardian over the age of 18 must accompany their applicant and be prepared to remain on campus between 3-4 hours until the audition is complete.

Step 5

WAIT

The School District of Palm Beach County Department of Choice and Career Options establishes a date of notification for the release of placement results for all of the Magnet and Choice Programs.

Communication Arts

The Communication Arts audition process includes four (4) parts:

Part One – SPEECH and Part Two – SHORT FILM STORYBOARD AND SYNOPSIS must be completed ahead of time before the applicant’s audition.

- Part One – Applicants will prepare their SPEECH prior to the audition and then present the speech to a panel of adjudicators at the audition. A hard copy of the applicant’s speech must be provided to the adjudicators.
- Part Two – Applicants will complete a SHORT FILM STORYBOARD and SYNOPSIS prior to the audition date. These must be based on the image provided.
 - The applicant will upload a PDF or Word document to a Google Form that will be emailed directly to the applicant prior to the audition.

Part Three – WRITING and Part Four – INTERVIEW will take place at the time of the applicant’s audition.

- Part Three – Applicants will be given a prompt during the audition and will have 30 minutes to develop a piece of WRITING using the prompt. The writing can be either a narrative story or a poem. This must be completed on-site and will be evaluated as part of the audition.
- Part Four – The applicant will meet with a panel of adjudicators and, after presenting their speech, will take part in an INTERVIEW.

What to Expect at the Audition:

- Applicants will be guided through the process by an ADJUDICATOR.
- Adjudicators will evaluate the applicant’s work that is received electronically prior to the audition as well as work done by the applicant on-site at the time of the audition.
- Each applicant will meet individually with a panel of adjudicators.

Important: Keep in mind that any speech, writing, photographs, illustration or images submitted by an applicant as part of their audition must be done solely by the applicant. Work submitted as part of the audition may NOT be created in whole or part by any other person or entity, including an AI generator. Originality will be checked and verified by plagiarism and AI detection programs. If it is discovered that any part of an applicant’s submission or audition is plagiarized, then the applicant will be disqualified.

PART ONE: SPEECH

Each applicant will prepare and present an original one (1) minute SPEECH. The required topic for this speech is “What role do you think technology plays in the future of communication arts?”

Applicants must write their own speech before the audition and be prepared to present it at the time of the audition. The speech does not have to be fully memorized, and the applicant may use the copy of the speech when presenting; however, the applicant should keep the evaluation criteria in mind when preparing and presenting their speech. If outside sources are consulted, they should be identified and cited in the speech. A hard copy of the speech must be provided by the applicant at the time of the audition.

- Applicants should prepare a speech in advance so that they are able to practice the presentation of their speech in order to rehearse vocal expression and physical delivery.
- Applicants must stand when presenting and should be expressive in their delivery so that the adjudicators can clearly see and hear the applicant.
- If it is discovered that any part of the speech is plagiarized, then the applicant will be disqualified.

Evaluation will be based on:

- Originality and creativity
- Focus, content development, and organization of ideas
- Vocal and physical delivery/expression
- Preparation and professionalism of speaker

PART TWO: SHORT FILM STORYBOARD AND SYNOPSIS

The applicant will develop a **STORYBOARD** with a **SYNOPSIS** for an original short film. In order to create the storyboard, the applicant will use the blank storyboard template provided below. This template has the last image of the storyboard already included. Applicants must develop the rest of the storyboard frames with both images that show and text that explains what occurs in the significant scenes of the film; again, the storyboard ends with the image provided, which the applicant must also explain as it relates to and completes the story. The applicant will also write a synopsis that summarizes the beginning, middle, and end of the story for their original short film.

[SY25 Audition - Communication Arts storyboard template photo.pdf](#)

Applicants may choose to draw or illustrate their storyboards with original images or take their own photographs to place in each storyboard frame. The images used, whether drawn digitally or by hand, or taken with a camera or cell phone **MUST** be original. Students **MAY NOT** use AI-generated images or images created by anyone other than themselves, including the use of stock images or photographs.

Applicants must fill in the FIVE blank frames leading up to the final image which is provided. Applicants should also include text beneath each of the frames to explain what is occurring and to tell the story. When completed, applicants should submit their work as a Word document or PDF.

If hand drawing to fill in the frames, it is recommended that the applicant print the PDF template, fill in the blank frames, include text to explain each frame, and upload to the Google Form provided by the deadline.

If creating digitally, it is recommended that applicants use the Word document to insert original photos into each frame by clicking on the box, selecting "insert," and choosing photographs. Photos can be resized to fill the frame. Applicants should include text below each image to explain what is occurring in the scene. Once completed, the storyboard should be uploaded to the Google Form by the deadline.

Applicants will also write a synopsis that summarizes the beginning, middle, and end of their story. The synopsis should be no longer than 2 to 3 paragraphs. The synopsis should also be submitted as a PDF or Word document.

- Applicants should be sure to include images that represent the most significant scenes and text that explains each frame of the storyboard to tell a story - beginning, middle, and end (the end represented by the image provided).
- Applicants must also write a synopsis of the film's storyline, which should be done in 2-3 paragraphs that summarize the story's beginning, middle, and ending.
- Work must be submitted electronically in a PDF or Word Document by January 9, 2024.
- The completed storyboard (with images and text) and the synopsis must be submitted through a Google Form that will be emailed directly to the applicant.
 - If the applicant does not receive a link to the Google Form by December 20, 2023, please contact the Magnet Office at 561-802-6005 or email jasmine.james@palmbeachschools.org
- The applicant's submission should be labeled STUDENT NUMBER_FIRST LAST INITIALS_STORYBOARD or STUDENT NUMBER_FIRST LAST INITIALS_ SYNOPSIS. (For example 000000_AA_SYNOPSIS).
- An applicant not currently a Palm Beach County district student will be assigned a student ID number at the time of application that should be used when submitting work.
- A hard copy of the completed storyboard and synopsis must be provided at the time of the audition. This can be a black and white copy, if printing in color is not possible.
- All storyboard work, other than the provided image, must be original. The synopsis must also be the original work of the applicant. Both the storyboard and the synopsis will be checked for plagiarism. If it is discovered that any part is plagiarized, then the applicant will be disqualified.

Evaluation will be based on:

- Meeting the short film storyboard and synopsis requirements
- Originality and creativity
- Effective use of images and text to convey meaning
- Composition and craftsmanship

PART THREE: WRITING

During the audition, applicants will respond to a prompt (either an image or text) by writing either a **NARRATIVE STORY** (a fiction or nonfiction account that provides a series of related events with a beginning, middle, and end) or a **POEM**:

- Applicants will be limited to 30 minutes for this portion of the audition.
- Paper and pencil to complete this portion of the audition process will be provided.
- The writing must respond to, or be inspired in some way by, the prompt but should not be a description of the prompt.
- The writing must be original, and it will be checked for plagiarism. If it is discovered that the submission is plagiarized, then the applicant will be disqualified.

Evaluation will be based on:

- Originality and creativity
- Development of content/ story
- Focus and organization of ideas
- Grammar, mechanics, word choice, and usage

PART FOUR: INTERVIEW

Applicants will be **INTERVIEWED** at the time of their audition by a panel of adjudicators. Responses should be honest, clear and coherent, and supported by examples and evidence.

Evaluation will be based on:

- Ability to communicate ideas and goals clearly
- Conviction and confidence
- Experience in and knowledge of Communication Arts

Dance

ATTIRE

Black leotard, pink or skin tone convertible tights, pink or skin tone ballet, jazz shoes with their hair neatly secured in a bun.

or
Black convertible tights, a solid white form-fitting shirt, white socks, and white ballet, jazz shoes.

PART ONE: DANCE CLASS

Applicant will participate in a dance class that will consist of ballet, modern or contemporary, and jazz.

Evaluation will be based on:

- Technical Execution: Body alignment, Clarity of Movement, Strength, Stamina, Endurance, and Flexibility
- Coordination / Movement: Moving two or more body parts simultaneously in a cohesive manner
- Artistic Ability: Performance quality, facial expression, dynamics, movement, projection, and musicality.
- Retention Skills: Ability to learn combinations quickly and execute them accurately

PART TWO: DANCE SOLO

Applicant will need to perform a prepared ballet, modern, contemporary, or jazz solo no longer than one (1) minute in length. Ballet solos may be on pointe but it is not required.

Applicant will be required to submit their music by 01/09/2024. Applicant will receive an email with a Google Form to submit their music directly. Please label your music file with the song title, a period, and then the initial of your first legal name and the initial of your last name. Ex. TrueColors.GM

It is recommended that applicants bring a copy of their music either with a compact disc, media player, or phone as a backup. If the applicant chooses to use an iPod/iPhone, please place the device on 'Do Not Disturb' and disable auto-lock. No costumes, accessories, or props are permitted.

Evaluation will be based on:

- Overall technique: Use of dance vocabulary, clarity of movement, proficient technical execution, and musicality
- Overall artistic ability: Performance quality, dynamics, and projection

If you have not received an email with the Google Form Link by 12/20/2023 to upload your music, please contact the Magnet Office at 561-802-6005 or email jasmine.james@palmbeachschools.org

Digital Media

The **Digital Media** Program is a blending of two dynamic programs: Communication Arts and Visual Arts. Students are offered classes in photography (both traditional and digital), digital illustration, graphic design, animation, video, and motion graphics. Students in this program work with both still and moving images, along with traditional and digital media in order to create a diverse portfolio with a strong personal voice.

The Digital Media Audition process consists of four components:

- Component #1: Digital Photography- Vaule Piece
- Component #2: Digital Photography- Emulation Piece
- Component #3: Emulation Piece Planning
- Component #4: Visula Narrative Composition

Important Notes:

- Components 1, 2, & 3 must be created and submitted on the provided Google Form by the applicant alone, **ahead** of their scheduled audition time by 01/09/2024.
- Component 4 will be completed at the applicant's assigned **live audition date**.
- The applicant should have the digital files of their artwork ready to be submitted on the computer they are using in order to ensure a smooth process for uploading their work during their submission process. *(There will be a total of three (3) images to upload.)* **Submission of Components 1, 2, and 3 via the Google Form attests that the student applicant was the only person to work on the artwork submitted for scoring. Honesty and integrity are expected of all applicants. Students will be asked to virtually acknowledge a submission affidavit verifying the work is their own at the end of their virtual audition.**

Notes on materials:

- Applicants may use **any** one camera or one camera phone to take their photographs for the Photography components - You will disclose which device you used to take your photographs at your audition. (Examples include, but are not limited to, iPhone, Android phone, Google phone, Nikon, Canon, Olympus, Pentax, etc.)
- If desired, applicants will use **Pixlr E** to edit their photographs. This is a free, web-based application that everyone has access to.

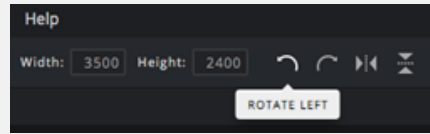
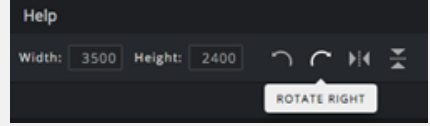
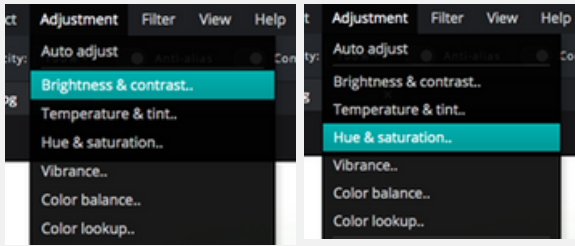
COMPONENT ONE: DIGITAL PHOTOGRAPHY- VALUE PIECE

Applicants will stage, produce, photograph, and submit one final photograph that exhibits one value that is very important to them. Some possible examples of values may include:

- Accountability
- Altruism
- Compassion
- Courage
- Gratitude
- Honesty
- Integrity
- Kindness
- Loyalty
- Love
- Patience
- Respect

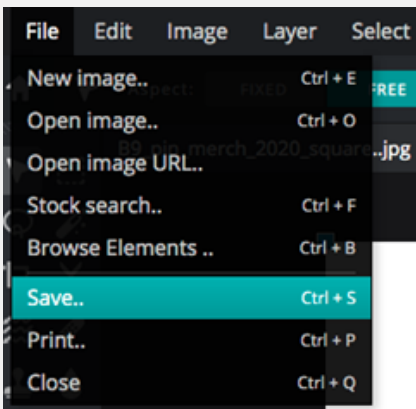
Materials & tools required:

- A device for taking photographs, which can include a cell phone camera (iPhone, Android phone, Google phone, etc.) or dedicated camera (Nikon, Canon, Olympus, Pentax, or similar device) Students will have to disclose the device they used to take their photographs for their audition. This will include the make and model of the camera or camera phone. (Example: iPhone 4, iPhone 8 Plus, Samsung S9+, Canon Rebel t3i, Nikon Coolpix 950, etc.)
- Pixlr E, a free web-based app, must be used to edit all ten of the final photographs. A link to Pixlr E photo editing software is [HERE](#). The only Pixlr editing tools you are permitted to use are: "Brightness/Contrast", "Hue/Saturation", and/or "Image Rotation". No cropping, other effects, or editing tools and/or software are permitted. (Screenshots of permitted editing tools from Pixlr E below)



Techniques and approaches:

- Applicants should dedicate 1 - 2 hours to photographing. These photographs can be taken indoors or outdoors, using natural or artificial lighting. Since you will be selecting one (1) image for your submission, we recommend that you shoot at least 20 - 40 photographs so you have a good selection to choose from.
- Your final chosen photograph should exhibit your interpretation of the value you chose.
- Applicants will have the choice to convert their images to black and white, leave them in color, or have any combination of the two styles in their final photograph. (Converting images to black and white using Pixlr E can be achieved by dragging the "Saturation" slider all the way down.)
- Since no cropping is allowed during the editing process, be mindful of how you take your photographs. If you want to bring the viewer in closer to a subject in your photograph, move closer to it as you shoot. If you want to convey a larger scene, move away from the subject matter as you shoot.
- Be sure your images have a focal point (an area for the viewer's eyes to focus on).
- Be mindful of what is happening in the whole frame - consider background elements and focus on what is essential to convey your chosen element or principle of design.
- Save your final photograph as JPG in a safe location on your computer. (See screenshots showing saving steps below)



Evaluation will be based on:

- Demonstrates ability to follow instructions
- Demonstrates strong composition: (Image orientation, focal point, and spatial relationships are considered and effective at communicating the narrative)
- Demonstrates strong technique: (exposure, contrast, saturation and local color/black and white/sepia)
- Demonstrates creativity and thoughtfulness in approach (ability to express an original narrative creatively using images)
- Integrity of the photograph: (ability to relate the image to the chosen value)

COMPONENT TWO: DIGITAL PHOTOGRAPH - EMULATION PIECE

Applicants will create a photograph that is inspired by one of the photographers on the list below - we call this an **emulation**.

As artists, we are inspired by the masters and the more we practice, the better we will become. Make sure you are including use of line, texture, color or values, composition, rule of thirds, negative space, light and shadow. You do not have to include all photographic principles of design. You must do research on the photographer and the photograph you have been inspired by. You are NOT COPYING THE IMAGE. You are creating your own version by emulating the way the photographer uses the key fundamentals of photography. You can ask friends and family to model for you, or use legos and other toys you have if no other choice is available.

- Ansel Adams (landscape)
- Vivian Maier (street & portraits)
- Cindy Sherman (portraits)
- Imogen Cunningham (flowers & portraits)
- Eugene Agtet (documentary)
- Irving Penn (fashion)
- Alfred Stieglitz (urban landscape & documentary)
- Edward Weston (still life)
- Henri Cartier-Bresson (street & documentary)
- Dorothea Lange (documentary)
- Margaret Bourke-White (documentary)
- William Eggleston (urban landscape)
- Louise Dahl-Wolfe (fashion)
- Consuelo Kanaga (portraits)
- Anna Atkins (experimental)
- Carrie Mae Weems (portraits)
- Sebastião Salgado (landscapes)

Techniques and approaches:

- Applicants should dedicate 1 - 2 hours to photographing. These photographs can be taken indoors or outdoors, using natural or artificial lighting. Since you will be selecting one (1) image for your submission, we recommend that you shoot at least 20 - 40 photographs so you have a good selection to choose from.
- Your final photograph should be a creative emulation of your chosen photographer's artwork
- Applicants will have the choice to convert their images to black and white, leave them in color, or have any combination of the two styles in their final photographs. (Converting images to black and white using Pixlr E can be achieved by dragging the "Saturation" slider all the way down.)
- Since no cropping is allowed during the editing process, be mindful of how you take your photographs. If you want to bring the viewer in closer to a subject in your photograph, move closer to it as you shoot. If you want to convey a larger scene, move away from the subject matter as you shoot.
- Be sure your images have a focal point (an area for the viewer's eyes to focus on).
- Be mindful of what is happening in the whole frame - consider background elements and focus on what is essential to convey your chosen element or principle of design.

Evaluation will be based on:

- Demonstrates ability to follow instructions
- Demonstrates strong composition: (Image orientation, focal point, and spatial relationships are considered and effective at communicating the narrative)
- Demonstrates strong technique: (exposure, contrast, saturation and local color/black and white/sepia)
- Demonstrates ability to creatively use resources
- Integrity of the photograph: (ability to successfully emulate the chosen artist's photograph)

COMPONENT THREE: EMULATION PIECE PLANNING

Applicants will create a full page of planning for their Emulation Piece, which will be submitted in a PDF along with Components 1 and 2. This may include:

- Artists research
- Photographic technique research
- Influences
- Sketches of composition ideas
- Materials list
- Lighting setup

Using a sheet of 8.5 x 11 inch paper or similar, applicants will gather their information, plans, sketches, research, etc. and arrange it on the paper they choose. The planning page should be full, comprehensive, and very informative. Insight into the applicant's planning process for their emulation piece should be clear, easy to read, and should be created physically using any traditional techniques at their disposal. Collage, sketching, and writing are all appropriate techniques for completing the Emulation Piece Planning. Applicants may choose a vertical, horizontal, or square orientation. A clear, well-lit, and cropped photo or scan should be taken of the final product. To further your understanding of this component, please watch the Digital Media audition video. This video is available on awdsoa.org.

Evaluation will be based on:

- Demonstrates ability to follow instructions
- Demonstrates comprehensive artist research
- Demonstrates comprehensive research of photographic techniques
- Demonstrates full and effective use of the page

COMPONENT FOUR: VISUAL NARRATIVE COMPOSITION

At the live/in-person portion of their audition process, applicants will create a visual two-dimensional (2D) design based on a narrative using colored paper, scissors, and glue. The applicant will create their composition based on one of the fables / legends listed below. The exact one they will have to base their design on will be announced at their live audition.

- Little Red Riding Hood
- Hansel and Gretel
- Jack and the Beanstalk
- Pinocchio
- Aladdin and the Wonderful Lamp

Applicants should familiarize themselves with all five of the fables / legends listed above since they will not know which one they will have to base their design on until they arrive at their live audition.

Applicants will cut desired shapes out of colored paper (such as construction paper), arrange, and glue them down to a piece of 8.5 x 11 inch thick white paper or cardstock (which will serve as the base for their design). This design should be a creative visual representation that is inspired, in some way, by the assigned fable/legend. The list of elements and principles of design below should be considered when creating your Visual Narrative Composition. The final design should be completely two-dimensional (2D) and should not contain any three dimensional (3D) elements and/or embellishments. The entire design should be contained within the borders of the white base paper - no elements or embellishments should leave the 8.5 x 11 inch or 11 x 8.5 inch sheet of paper.

Elements and Principles of Design

- Balance
- Color
- Contrast
- Emphasis
- Form
- Line
- Rhythm
- Shape
- Space
- Texture

Materials & tools that will be provided for applicants:

- An 8.5 x 11 inch sheet of white paper or cardstock
- An assortment of colored paper, which includes black, red, yellow, blue, and green
- Scissors
- Glue stick
- A list of the elements and principles of design for reference
- A folder to place their final design into

Techniques and approaches:

- Applicants will have 40 minutes to complete their composition.
- The composition may be landscape / horizontal (11 x 8.5 inches) or portrait / vertical (8.5 x 11 inches) - Choose the best orientation for your scene
- Cutout colored paper should be glued to the white background to create a visual narrative based on the fable / legend presented at the time of the live audition
- The final design should NOT contain any sketching, drawing, or painting of any kind - only colored paper cutouts.
- Colored paper cutouts may be layered
- Layout, shapes, negative space, and the elements and principles of design should be considered
- The final design should be completely two-dimensional (2D) and should not contain any three dimensional (3D) elements and/or embellishments.
- The entire design should be contained within the borders of the white base paper - no elements or embellishments should leave the 8.5 x 11 inch or 11 x 8.5 inch sheet of paper.

At the conclusion of 40 minutes, applicants will be provided with a pencil and asked to write down the following on the back of their final design:

- The fable/legend their design is based on
- The elements and principles that were considered when creating their design

Evaluation will be based on:

- Demonstrates ability to follow instructions
- Demonstrates effective use of materials
- Final product reflects the provided fable/legend chosen on the audition evening
- Ability to demonstrate elements and/or principles of design used to create the composition

HOW TO SUBMIT COMPONENTS 1, 2, AND 3 VIA THE SUBMISSION GOOGLE FORM

Applicants will be asked to submit Components 1, 2, and 3 in one 3-page PDF document. They may create this using any word processing document that they have access to, such as Microsoft Word or Google Docs. After the three pages have been populated correctly, applicants should save/export their document as a PDF.

The document should consist of 3 pages with the content on each page as follows:

- Page 1 - Component #1 (Value Piece)
- Page 2 - Component #2 (Emulation Piece)
- Page 3 - Component #3 (Emulation Piece Planning)

Pages should not contain typed information of any kind. Applicants should not label their work or identify themselves in any way. If confused about how to submit components 1, 2, and 3, please see the Digital Media audition video at <https://awdsoa.org/>

Save the PDF in a safe location on the computer that will be used to complete the Audition Google Form.

- Which device they used to take their ten photographs at their audition. This will include the make and model of the camera or camera phone. (Example: iPhone 4, iPhone 8 Plus, Samsung S9+, Canon Rebel t3i, Nikon Coolpix 950, etc.)
- All applicants will attest to the following: **Submission of Components 1, 2, and 3 via the Google Form attests that the student applicant was the only person to work on the artworks submitted for scoring. Honesty and integrity are expected of all applicants. Students will be asked to virtually acknowledge a submission affidavit verifying the work is their own at the end of their virtual audition.**
- **The use of Artificial Intelligence (AI) during any portion of creating your audition materials is strictly prohibited.**
- **The use of photo manipulation software (such as Adobe Photoshop) during any portion of creating your audition materials is strictly prohibited. Applicants may only use Pixlr E online editing software using the permitted editing tools, if they wish to alter their photos in any way.**

Music Band

PART ONE: PERFORM PREPARED SOLO

The applicant will perform a prepared solo chosen from the state music list of standard music literature. Go to <https://fba.flmusiced.org/music-lists/solo-ensemble/> for a listing. The chosen solo piece should showcase the student's technical ability at the highest level with which the applicant is comfortable. We recommend a level four solo or higher.

Evaluation will be based on:

- Pitch accuracy (discrimination and partials)
- Rhythmic accuracy (timing, tempos, actual written rhythm)
- Tone quality (characteristic for the instrument)
- The technique (breath control, fluency, fingering, entrances, releases, tempos, articulation)
- Expressiveness (dynamics, phrasing, tempo, shaping)
- Musical effect (artistry, stage presence, appearance, emotion)

PART TWO: PREPARE SIX MAJOR SCALES

Applicant will prepare six (6) major scales in the keys of F, Bb, Eb, G, D and A. The judges will ask the student to perform 3 of the 6, selected at random. PLEASE NOTE: TRANSPOSITION IS NOT NECESSARY!

Evaluation will be based on:

- Accurate performance of each scale asked to perform

PART THREE: SIGHT READ

Applicant will sight-read several measures after 30 seconds of visual study.

Evaluation will be based on:

- Accurate performance of each measure

PART FOUR: SING A FAMILIAR SONG

Applicant will sing a familiar song (e.g. "Happy Birthday.")

Evaluation will be based on:

- Accuracy (pitch, rhythm, and timing)

PART FIVE: SING NOTES

Applicant will sing a series of notes played on the piano in real-time.

Evaluation will be based on:

- Aural memory and intonation

PART SIX: INTERVIEW

Applicant will participate in an interview.

Evaluation will be based on:

- Demonstrated motivation through the description of practice habits, lessons, festival participation, awards, eagerness to learn and try new concepts

NOTE: Dreyfoos does NOT offer a guitar program nor do we offer a drum set program. However, students who play legitimate percussion are encouraged to apply. Percussionists are expected to perform and sight-read on SNARE DRUM and MALLETT. No Timpani is required.

Music Band - Drum Set

After fulfilling the requirements for the percussion audition using the music band guidelines above, students may elect to demonstrate Drum Set skills for the Jazz program.

Drum Set:

1. Perform "Old Time Blues" in the Big Band Style at 144 bpm ([Click here to access music](#))
2. Perform following styles -
 - 32 measures of Bossa Nova 100-132 bpm
 - 32 measures of Funk/Rock 100 bpm
 - 32 measures of Swing at 165 bpm

Evaluation of the additional drum set skills for the jazz program will be based on:

- Jazz style awareness
- Evenness and consistency of their quarter note pulse or "TIME"
- Fluency on the Drum Set
- Jazz Big Band Chart Reading Skills.

Drum Set will be provided. Bring your own sticks.

Music Band- Jazz Guitar

Audition Materials -

<https://drive.google.com/drive/folders/1rX8Qv1wBZS64EQq3RT7My5Y5rUhyZna5?usp=sharing>

PART ONE: PERFORM PREPARED SOLO

Applicant will perform the melody to "Billie's Bounce," twice as indicated, and improvise two choruses, 24 measures, over the chord changes. This prepared piece will be performed using the provided accompaniment track. The total number of measures performed should be 48 measures.

Evaluation will be based on:

- Pitch accuracy (discrimination and partials)
- Rhythmic accuracy (timing, tempos, actual written rhythm)
- Tone quality (characteristic for the instrument)
- Jazz Musical Vocabulary/Harmony (fluency, fingering, jazz rhythms, appropriate harmonic understanding)
- Musical effect (artistry, stage presence, appearance, emotion)

PART TWO: PERFORM JAZZ GUITAR CHORD READING

Applicant will perform measures 5-29 of provided piece, "Check Your Swing," in the appropriate jazz style. A Tab Chord chart is provided for assistance. This will be performed **without** a play-along track.

Evaluation will be based on:

- Pitch accuracy (discrimination and partials)
- Rhythmic accuracy (timing, tempos, actual written rhythm)
- Tone quality (characteristic for the instrument)
- Jazz Musical Vocabulary/Harmony (fluency, fingering, jazz rhythms, appropriate harmonic understanding)
- Musical effect (artistry, stage presence, appearance, emotion)

PART THREE: MAJOR SCALES

Applicant will prepare six (6) major scales in the keys of F, Bb, Eb, G, D, and A. Applicant will only be asked to perform 3 of these scales during the audition process.

Evaluation will be based on:

- Accurate performance of each scale asked to perform

PART FOUR: SIGHT READ

Applicant will sight-read a piece in the swing style.

Evaluation will be based on:

- Accurate performance of each measure

PART FIVE: SING A FAMILIAR SONG

Applicant will sing a familiar song (e.g. Happy Birthday)

Evaluation will be based on:

- Accuracy (pitch, rhythm, and timing)
- Aural memory and intonation

PART SIX: INTERVIEW

Applicant will participate in a brief interview.

Evaluation will be based on:

- Demonstrated motivation through the description of practice habits, lessons, festival participation, awards, eagerness to learn and try new concepts

Music Piano

PART ONE: PERFORM PREPARED SOLO

Applicant will perform a prepared solo chosen from standard music literature. Students should be able to play at the ability level of, at least, but not limited to, two-part Inventions by J.S. Bach or like-level pieces. Care should be given in choosing a repertoire that successfully demonstrates the student's technical and musical stage of development. Selection must be played from memory. The student must bring one copy of the music to be performed.

Evaluation will be based on:

- Required level of selection
- Technique (mechanics: hand position, wrist position, posture, fluency, fingering, use of pedal)
- Memorization
- Pitch accuracy; rhythmic accuracy (notation, timing, tempos; actual written rhythm)
- Expressiveness (dynamics, phrasing, tempo, shaping, articulation, interpretation, style)
- Tone quality (characteristic of the instrument)
- Musical effect (choice of music, artistry, stage presence, appearance)

PART TWO: PERFORM ONE SCALE

Applicant will perform one scale (applicant's choice) at least 2 octaves/HT (hands together) in 16th notes at a minimum of quarter note=100.

Evaluation will be based on:

- Technique (mechanics: hand position, wrist position, posture, fluency, fingering); tone quality; tempo

PART THREE: SIGHT READ

Applicant will sight-read several measures after 30-60 seconds of visual study.

Evaluation will be based on:

- Accurate performance of pitches and rhythm in each measure

PART FOUR: SING A FAMILIAR SONG

Applicant will sing a familiar song (e.g. "Happy Birthday.")

Evaluation will be based on:

- Rhythm and intonation

PART FIVE: SING A SERIES OF NOTES

Applicant will sing a series of notes played on the piano, inclusive of harmonic pitch discrimination in real-time. (Tone matching)

Evaluation will be based on:

- Aural memory and intonation

PART SIX: INTERVIEW

Applicant will participate in an interview.

Evaluation will be based on:

- Ability to dialogue and convey ideas and demonstrated motivation through a description of practice habits and music-related activities

Music Strings

PART ONE: SCALES & ARPEGGIOS

Applicant will perform two scales and arpeggios. The first scale will be the applicant's choice; the second will be selected by the audition panel. The scale is to be played three octaves (two octaves for double bass), in even 8th notes with a steady pulse (between 60 and 80 BPM).

Evaluation will be based on:

- Pitch accuracy and general intonation
- Rhythmic Accuracy (timing, tempos)
- Bow Technique (set-up, mastery of strokes, fluency, legato)
- Left hand technique (position, shifting, vibrato)

PART TWO: PERFORM PREPARED SOLO

Applicant will perform a prepared solo chosen from the standard musical literature. The solo repertoire should showcase the student's highest level of technical and musical ability. Examples of appropriate selections include a movement of a standard concerto or solo Bach.

Evaluation will be based on:

- Pitch accuracy and general intonation
- Rhythmic accuracy
- Left hand technique (position, shifting, vibrato)
- Bow technique (set-up, mastery of strokes, fluency, legato)
- Expressiveness (dynamics, phrasing, tempo) and musical effect (musicality)
- Appropriate technical level and technical ability, overall
- Tone quality

PART THREE: SIGHT READING

Applicant will sight-read an eight-measure phrase after 60 seconds of visual study.

Evaluation will be based on:

- Overall accuracy (correct rhythm, notes, articulation, and dynamics)

PART FOUR: SING A FAMILIAR SONG

Applicant will sing a familiar song (e.g. "Happy Birthday.")

Evaluation will be based on:

- Rhythm, intonation, and timing (for Happy Birthday)

PART FIVE: SING A SERIES OF NOTES

Applicant will sing a series of notes played on the piano in real-time. (Tone matching)

Evaluation will be based on:

- Aural memory and intonation

PART SIX: TRIAD IDENTIFICATION

Applicant will identify and sing the root, 3rd, and 5th of triads.

Evaluation will be based on:

- Pitch discrimination and intonation

PART SEVEN: INTERVIEW

Applicant will participate in an interview. Topics covered may include practice habits, participation in recitals, music festivals such as All-State and solo and ensemble MPA, concert attendance, hobbies and extracurricular activities.

Evaluation will be based on:

- Demonstrated motivation through the description of practice habits, lessons, festival and recital participation, attendance at both student and professional concerts

Music Strings- Harp

PART ONE: SCALES AND ARPEGGIOS

- Applicant will be asked to play:
 - Two 3 octave scales, hands together. The applicant will choose the first scale, the audition panel will choose the second.
 - 4 Octave arpeggio, hands together ascending and descending in a C, F, G7, C progression.

Evaluation will be based on:

- Accurate pedaling
- Right and Left Hand Technique
- Tone Quality

PART TWO: PERFORM PREPARED SOLO

- Applicant will be asked to perform a solo with repertoire equivalent to:
 - Salzedo "Method for the Harp"
 - Grandjany Petite Suite Classique
 - McDonald/Wood Harp solos, Volumes 2, 3 or 4

Evaluation will be based on:

- Tone quality
- Expressiveness and Musical Effect
- Left and Right Hand Technique
- Pitch Accuracy and General Intonation
- Overall technical ability and appropriate technical level
- Rhythmic Accuracy

Please refer to Audition Guidelines 3-7 in music strings for further evaluation guidelines

Music Vocal

PART ONE: PERFORM PREPARED SOLO

Applicant will perform a prepared solo* chosen from standard music literature available through any middle or high school music department. The solo repertoire should showcase the student's technical ability and well-produced tone at the highest level with which the applicant is comfortable. Selection must be memorized. A pre-recorded accompaniment CD is expected; no live accompaniment will be allowed. Please note that phones will not be permitted in the audition room.

Evaluation will be based on:

- Tone quality
- Technique (posture, breath management, legato style)
- Pitch and rhythmic accuracy
- Intonation
- Diction (pure vowels, clear consonants, authentic diction)
- Expressiveness (dynamics, phrasing, tempo)
- Musical effect (6 elements: artistry, stage presence, appearance, emotion, memorization, choice of literature)

NOTE REGARDING SOLO SELECTION

Applicants may choose any song they wish for their solo. However, recommended selections appear in: *Folk Songs for Solo Singers, Vol. I & II*, Jay Althouse, Alfred Publishing Company.

PART TWO: SING A FAMILIAR SONG

Applicant will sing a familiar song (e.g. "Happy Birthday.") Applicant will also sing tones back from chords played on the piano.

Evaluation will be based on:

- Aural memory (accuracy of pitch, range accessibility)

PART THREE: SING SERIES OF NOTES

Applicant will sing back a series of notes from short melodies played on the piano. Five examples of progressive difficulty will be given.

Evaluation will be based on:

- Aural memory, accuracy, and intonation

PART FOUR: SIGHT- READ

Applicant will sight-read several measures after 20-30 seconds of visual study.

Evaluation will be based on:

- Accurate performance of each measure

PART FIVE: INTERVIEW

Applicant will participate in an interview.

Evaluation will be based on:

- Motivation (practice habits, festivals participations, lessons, awards, musical goals, eagerness to learn and try new concepts), ability to communicate in an articulate manner with poise

Theatre Acting

PART ONE: PHYSICAL IMPROVISATION EXERCISES

Applicant will participate in a series of Physical Improvisation Exercises in a group led by a member of the Dreyfoos Acting Faculty.

Evaluation of the Physical Improvisation Exercises will be based on:

- Ability to make clear, bold, specific physical choices that demonstrate freedom of movement, the ability to follow impulse, and the willingness to take risks.

PART TWO: MONOLOGUE

Applicant will verbally present one monologue, the monologue should be no longer than 45 seconds in length.

Monologue should follow the following guidelines:

- Sourced from a published play written in the last 100 years.
- 45 seconds in length
- Fully memorized

Evaluation of the monologue will be based on:

- Energy & emotional investment
- Focus, concentration & control
- Clarity of storytelling (sense of imagination, discovery, communicating the meaning of the words)
- Specific & appropriate character choices (physical gesture, style of piece)
- Honest & truthful behavior in performance
- Vocal quality (volume, diction, breath support, inflection)

PART THREE: CHALLENGED TO A REDIRECT

Applicant will be challenged to a redirect (perform in a different way with specific direction) on the prepared monologue.

Evaluation of the redirect will be based on:

- Willingness to take direction & ability to follow instructions
- Success implementing the requested direction

PART FOUR: INTERVIEW

All applicants will participate in an interview.

Evaluation of the interview will be based on:

- Current involvement in theatre
- Ability to communicate ideas and goals
- Potential for professional success

Applicants should dress comfortably and tastefully in clothing that does not inhibit or restrict free movement. Clothing should completely cover the thighs, midsection, back, and chest when moving. Shoes should allow for safe, grounded, and comfortable movement. No hanging jewelry. Do not wear a costume!

Musical Theatre

The goal of the Musical Theatre audition is to get to know each applicant as a storyteller via acting, singing, and dancing. While emphasis is placed on execution of measurable skills, we are largely interested in learning who each applicant is and what artistry they will contribute to our ensemble. Girls should wear black leggings or jazz pants and boys should wear black sweatpants. Please wear jazz shoes if possible.

PART ONE: DANCE COMBINATION

Applicant will perform a dance combination taught in a group by musical theatre faculty.

Evaluation of the dance combination will be based on:

- Retention (Learning movement quickly with little or no repetition of instruction)
- Execution (demonstrating coordination, dance technique, and rhythmic accuracy of movement)
- Storytelling via movement

PART TWO: PERFORM MUSICAL THEATRE SONG

Applicant will prepare a verse and a chorus of a musical theatre song that showcases the applicant's ability. Applicant will sing to a track, which they will bring with them to the audition. The applicant will connect their track to a Bluetooth speaker at the audition, provided by DSOA. This can be done with the applicant's phone.

Evaluation of the song will be based on:

- Energy & emotional investment
- Clarity of storytelling (sense of imagination, discovery, communicating the meaning of the words)
- Specific & appropriate character choices (physical gestures, style of piece)
- Honest & truthful behavior in performance
- Intonation
- Vocal quality (volume, diction, breath support, inflection, rhythm)

PART THREE: SING NOTES

Applicant will sing a series of notes played on the piano in real-time.

Evaluation will be based on:

- Aural memory and intonation

PART FOUR: WRITTEN RESPONSE

Applicants will participate in a written response.

Evaluation of the interview will be based on:

- Current involvement in theatre
- Ability to communicate ideas and goals
- Expression of creative/artistic vision

Applicants should dress comfortably and tastefully in clothing that does not inhibit or restrict free movement. Clothing should completely cover the thighs, midsection, back, and chest when moving. Shoes should allow for safe, grounded, and comfortable movement. No hanging jewelry. Do not wear a costume!

Technical Theatre

PART ONE: PRESENTATION OF PROJECT

Applicant will give a timed three (3) minute presentation of an original, self-made, technical design project (e.g., costume, scenic design model, prop, etc.) which includes: the inspiration behind the project, research or development ideas behind it, how it was made, materials used & choices made in the design & execution.

Evaluation of the technical design project will be based on:

- Originality & creativity of project
- Appropriateness of artistic choices
- Application of research and/or creative inspiration
- Craftsmanship & attention to detail
- Articulation of concepts & process
- Overall artistic ability

PART TWO: CHALLENGED TO A CREATIVITY PROJECT

Applicant will be challenged to a creativity project exploration - the applicant will be presented with a scenario and asked to make artistic choices. The applicant will then justify their decisions.

Evaluation of the creative project exploration will be based on:

- Willingness to take direction & ability to follow instructions
- Creative use of materials provided and successful execution of final product
- Success implementing the requested justifications or challenges

PART THREE: INTERVIEW

All applicants will participate in an interview.

Evaluation of the interview will be based on:

- Current involvement in theatre
- Ability to communicate ideas and goals
- Potential for professional success

Applicants should dress comfortably and tastefully in clothing that does not inhibit or restrict free movement. Clothing should completely cover the thighs, midsection, back, and chest when moving. Shoes should allow for safe, grounded, and comfortable movement. No hanging jewelry. Do not wear a costume!

Visual

The Visual Arts program encourages its students to explore their personal voice through a variety of mediums and materials. Throughout the department's four-year curriculum, Visual Arts students take courses in a wide variety of media and subjects, including drawing, printmaking, art history, sculpture, and two-dimensional design. Other available courses include painting and photography. Each student is required to keep a well-developed sketchbook for research, planning and investigation. Throughout their time in the Visual Arts department, our students develop their own artistic voice while creating a cohesive body of work.

How will VISUAL ARTS auditions work?

The Visual Arts Audition consists of **TWO PARTS**

- **Part 1:** The applicant uses their personal time leading up to their audition to **CREATE ONE DRAWING following our specific guidelines**. The applicant will need to bring this completed drawing for submission to us on the evening of their scheduled audition.
- **Part 2:** The applicant will attend their audition on the Dreyfoos campus. The applicant will submit their completed still life drawing assignment to us in an envelope we will provide. Additionally, the applicant will complete two artworks while on campus. One will be a 30-minute, timed **SELF PORTRAIT DRAWING** using paper, graphite sticks, and a mirror provided by the school. The second will be a 30-minute, timed **THREE DIMENSIONAL DESIGN (PAPER SCULPTURE)** based on a word/idea given to the student at the time of the audition using materials (black or white paper, scissors, tape and glue), *all of which will be provided by the school.*

All three artworks (the two drawings and the paper 3-D design) will be left with the judges for adjudication. **The students will not get this work back.**

Please note regarding artistic integrity: Submission of the final portfolio of three works at the audition attests that the student applicant was the only person to work on the artworks submitted for scoring. Honesty and integrity are expected of all applicants.

A note on materials:

- All materials necessary to complete the still life drawing can easily be found at art supply stores, craft stores, office supply stores and/or online. They are not hard to find nor are they expensive. Some materials might already be owned by many applicants/households.
- Our department/school will have 18x24" white paper, ebony pencils, and erasers available for applicants to come and pick up if they have no way to acquire them on their own. (These are the materials needed for the two drawings students must work on and complete ahead of their scheduled audition date.) Please call 561-802-6005 if you need to arrange pick up of materials.

IMPORTANT:

APPLICANTS MUST COMPLETE ARTWORK 1 (STILL LIFE DRAWING) INDEPENDENTLY PRIOR TO THEIR SCHEDULED AUDITION DAY AND BRING IT WITH THEM FOR SUBMISSION.

PART ONE:ARTWORK 1: PERSONAL STILL LIFE DRAWING

What is a STILL LIFE DRAWING? A still life is a drawing of an arrangement of inanimate objects.

The applicant will complete a **STILL LIFE DRAWING**. The still life should include **THE TEN OBJECTS LISTED BELOW**, which are readily available household or personal items and an item found outside.

1. A shoe
2. A fork
3. A roll of toilet paper
4. A crumpled piece of paper
5. A box
6. An apple
7. A plain t-shirt
8. An object made out of transparent glass or plastic (something you can see through)
9. A sprig with leaves or a small branch with leaves from a tree or bush outside
10. An object of your choice that makes your still life distinct

Arrangement and Execution of Drawing:

- The ten objects can be arranged *in whatever manner* the artist chooses.
- The ten objects should be placed on a relatively flat surface but can be placed /stacked / draped atop or alongside one another if the artist chooses to do so.
- It is recommended that the artist be creative in the way they choose to arrange these ten objects for their drawing. Artists should create a **UNIQUE** and **PERSONALIZED COMPOSITION** that will allow them to showcase the **PROPORTION**, the **VALUES** and / or **COLOR**, and the **PERSPECTIVE** (relationship in space to one another) of the ten objects in their drawing.
- It is recommended that applicants set up their still life somewhere it will not be disturbed until they are done with the drawing. (You do not want your objects to move until you are done.)
- The artist must showcase all **TEN** items in their drawing, but are not expected to fit the entirety of all ten objects in their composition. *At least some objects should overlap with one another and go off the edges of the paper.*
- The still life drawing should be drawn **FROM LIFE**. **DO NOT DRAW FROM A PHOTO**.
- The use of color by the artist is **OPTIONAL**. If the artist chooses to use color, the color should be naturalistic (meaning similar to how the color looks in real life).

Materials Needed and Suggested Time:

- White Drawing or White Mixed Media Paper – size 18" x 24"
- *Artists are allowed to use ONLY:* Pencils, Graphite Pencils / Sticks, Colored Pencils, Pen, Crayon, China Marker, and / or Marker. **NOTE: DO NOT USE ANY OTHER MATERIALS** (such as paints, watercolors, charcoal, etc.)
- *May be needed:* Eraser (suggested type: Magic Rub, or something similar that erases clean)
 - The applicant will need a consistent view of their still life and hard surface on which to draw.
 - The applicant can utilize their paper surface in either **LANDSCAPE** or **PORTRAIT** orientation.
 - The applicant will need to light the still life to showcase values (lights and darks) and / or colors.
 - We expect that applicants spend at least 3 to 5 HOURS be spent in total creating this **STILL LIFE DRAWING**.
- **Note on Materials:** Our school will have 18x24" white paper, ebony pencils, and erasers available for applicants to come and pick up if they have no way to acquire them on their own. Please call 561-802-6005 if you need to arrange pick up of materials.

Evaluation for the STILL LIFE will be based on:

- PROPORTION**
 - *The shape and size of each still life item related to one another, and the illusion of depth.*
- VALUES and / or COLOR**
 - *A considered use of values and / or a considered use of color.*
- CREATIVE APPROACH**
 - *The creative approach by the artist; including mark-making and handling of materials.*
- CRAFTSMANSHIP**
 - *The overall quality of, care of, and handling of the drawing.*
- FOLLOWS DIRECTIONS**
 - *The correct materials are used on the specified paper size, and all objects are included.*
- COMPLETION**
 - *The drawing looks complete/finished.*

How to transport your drawing to your audition safely and label it:

- Applicants can carefully roll up their completed drawing and secure it with a rubber band or paper clips for transportation to school. Roll it up so the drawing faces INWARD not outward!
- If it is raining, we suggest placing the rolled-up drawing in a plastic trash bag to keep it dry.
- If an applicant already has a portfolio to transport their work, they may also use that.
- **Please do not bring any additional work to your audition.**
- **DO NOT write your name on the back of your drawing OR sign it in the corner.** Simply write your INITIALS on the back of the drawing for a basic form of identification. We will instruct you on how to label your work in a more detailed fashion when you drop it off during your scheduled audition.

ARTWORKS 2 AND 3 WILL BE COMPLETED AT YOUR AUDITION ON THE DREYFOOS CAMPUS

PART TWO: ARTWORK 2: SELF PORTRAIT DRAWING

What is a Self Portrait drawing? A self-portrait is a drawn portrait of an artist produced or created by that artist.

The applicant will be given 30 minutes to complete **a SELF PORTRAIT DRAWING from life using a mirror we provide.**

- The self-portrait should be completed in a **frontal view OR a three-quarter view**
- Students **will draw this self-portrait FROM LIFE** and will be provided with a personal mirror to do so.
- The self-portrait should be at least life-sized and include the entire length of the head and neck and should include a small amount of the shoulders. Nothing below the shoulders should be included in any substantial way.
- The applicant may utilize their paper surface in either LANDSCAPE or PORTRAIT orientation.
- The applicant may include the surrounding environment/space in their drawing, but this should not be the primary focus of the work. The majority of their 30 minutes of time should be spent on the self-portrait.
- The applicant will be provided with a drawing horse and drawing board, in addition to all drawing materials.

Materials PROVIDED:

- **18" x 24" WHITE DRAWING PAPER**
- **GRAPHITE STICKS, GRAPHITE CRAYONS (4B and 6B)**
- **ERASER** (Magic Rub, or something similar)

Evaluation for the SELF PORTRAIT will be based on:

- PROPORTION**
 - *The size of each part of the face, head, and shoulders accurately relate*
- SCALE**
 - *The self portrait is at least life-sized*
- VALUES**
 - *An accurate use of lights and darks.*
- COMPOSITION**
 - *The placement of the head, neck, and some shoulders within the overall picture plane was considered*
- CREATIVE APPROACH**
 - *The creative approach by the artist; including mark-making, handling of materials, and perspective*
- COMPLETION**
 - *The final drawing must include all requirements and looks complete/finished*

PART TWO:ARTWORK 3: PAPER 3D DESIGN (SCULPTURE)

PART TWO (ARTWORK 3) WILL BE COMPLETED AT YOUR AUDITION ON THE DREYFOOS CAMPUS

What is a SCULPTURE? A sculpture is art involving the making of three-dimensional representative or abstract forms.

The applicant will create a **PAPER SCULPTURE** based on a word prompt given to them at the time of their audition.

- The applicant's design for this paper sculpture should be based on / inspired by the word prompt provided.
- The applicant will be provided with the word and definition in writing.
- Sculptures **must be THREE DIMENSIONAL**
- Sculptures can be created using black OR white paper (but not both)
- Paper forms can be assembled/sculpted using the provided glue sticks and/or clear tape.
- Paper forms can also be assembled by carefully folding the paper, if the applicant chooses. It is important to note that sculptures must be crafted well and stay together after the student completes the work.
- Sculptures should be well constructed and attention to craftsmanship (overall quality and care taken when making the sculpture) is expected.
- **SIZE EXPECTATION:** Sculptures **should be AT LEAST the size of a clenched fist**. We recommend not making anything larger than what could be placed on top of a student desktop.

What will happen during this portion of the audition:

- The applicant will be provided with all materials necessary for the paper sculpture. **We will have black and white paper, clear tape, glue sticks, and scissors for each student to use. *Left-handed scissors are available upon request.**
- After instructions, applicants **will have 30 minutes** to create their sculpture. Students will NOT have access to pencils or any other writing utensils at this time.
- After those 30 minutes are up, a brief time will be allowed for cleanup.
- Students will be given pencils, and after instructions will have **5 minutes** to write a brief written statement which explains how their sculpture relates to the assigned word prompt.

Evaluation for the PAPER SCULPTURE will be based on:

- DESIGN COMMUNICATES THE WORD / IDEA**
 - The sculpture's design and composition connects to the assigned word/idea in a compelling way.
- CREATIVE APPROACH**
 - The creative approach of sculpting by the artist; including the approach to the building/construction of their sculpture and the handling of materials.
- CRAFTSMANSHIP**
 - The overall quality of, care of, and handling of the sculpture.
- FOLLOWS DIRECTIONS**
 - The correct materials are used and the applicant used either black OR white paper.
- COMPLETION**
 - The sculpture looks complete/finished.
- WRITTEN STATEMENT**
 - Relates the sculpture to the word prompt assigned

After Assignment

Accept your seat through the Choice Application Management System (where you applied).

Read and return the Choice Contract. This contract outlines the conditions and expectations of your tenure at A.W. Dreyfoos School of the Arts.

School registrations and course selection are done on-site in April/May by appointment.

Other Admission Requirements

When a student applies to an art program at A.W. Dreyfoos School of the Arts, they apply to be a student in a particular grade level. As such, students commit to fulfilling Florida State requirements in order to be promoted to the next grade. Your acceptance to that grade level is contingent upon meeting those requirements for that grade level. If a student is found at the start of the school year to have not completed the promotion criteria, their acceptance will be rescinded and the student will be sent to their home school.

For promotion criteria by grade level, please see The Palm Beach County School District's K-12 Student Progression Plan located at <https://www.palmbeachschools.org/domain/513>